

GLPKB-C

LED Parking Lot Light
LED Shoebox



Die-cast Aluminum Housing with
Corrosion Resistant Powder Coat Finish

Easy To Open Driver Box
Design For Repairing Easily

5 Types of Mounting Brackets
Easy to Exchange Different Bracket

High Performance SMD3030 Chips
130-150lm/W
L70>100,000 hours



High Efficiency PC Lens
Type3, Type4, Type5 Distribution

Surge Protection 10KA

High Quality Drivers
100-277Vac, 277-480Vac



SOSEN & MEAWELL & INVENTRONICS **INVENTRONICS**

Bracket Optional:



Slip Filter



Arm



Arm(Adjustable)



Trunnion



YOKE bracket

Function Optional:



Photocell

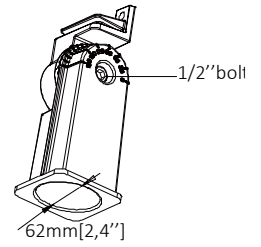
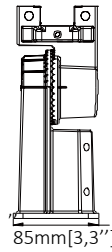
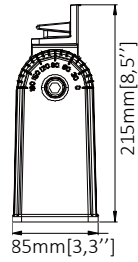


Motion Sensor

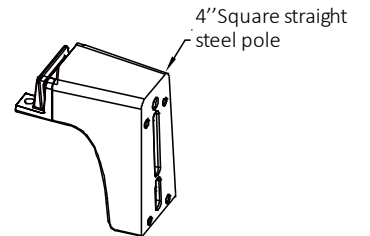
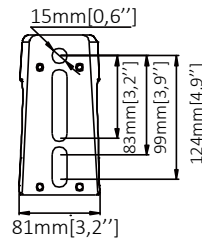
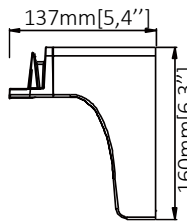




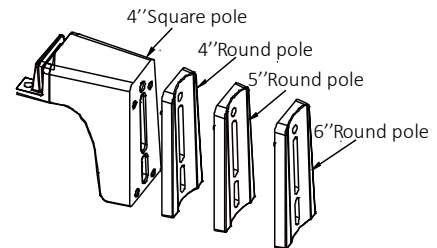
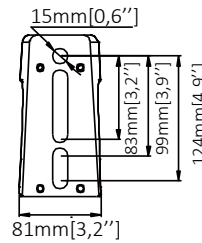
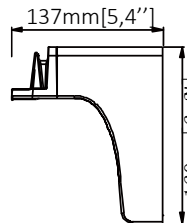
● Slip Filter




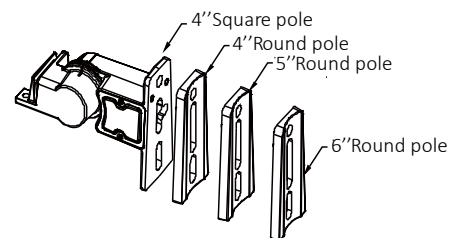
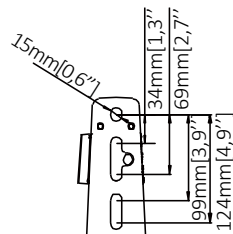
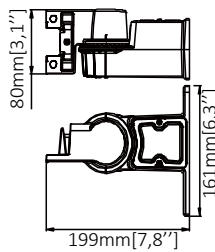
● Arm (Square Pole 4inch,5inch,6inch)



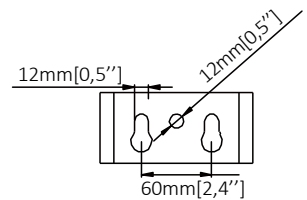

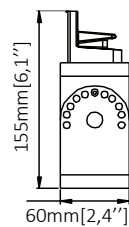
● Arm (Round Pole 4inch,5inch,6inch)



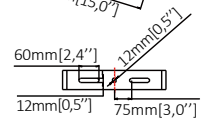
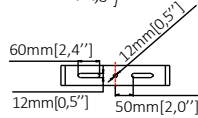
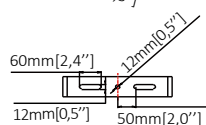
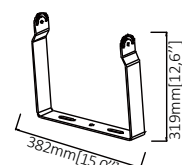
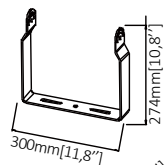
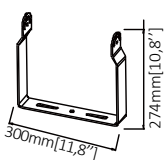
● Arm(Adjustable)



● Trunion

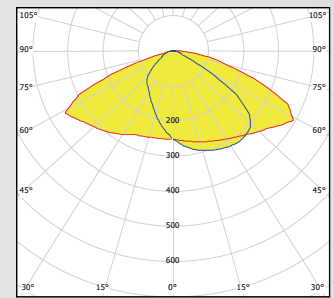

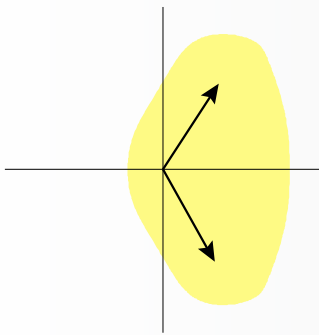


● YOKE Bracket

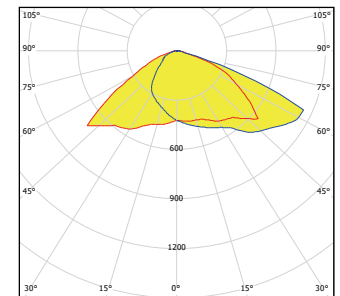
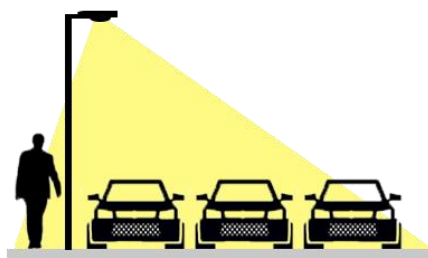
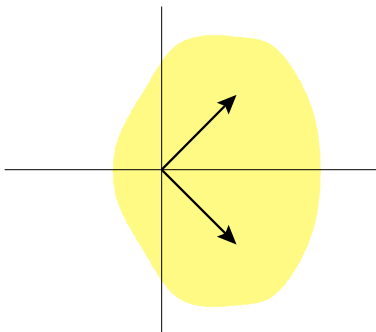


Distribution Optional

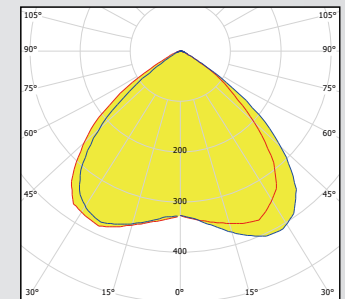
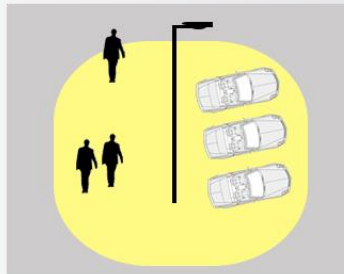
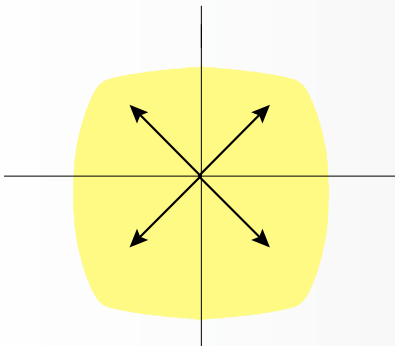
● TYPE 3



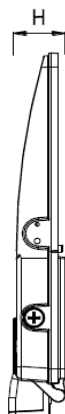
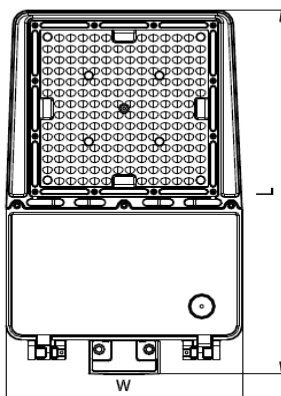
● TYPE 4



● TYPE 5



Dimension



Power	W mm(inch)	L mm(inch)	H mm(inch)
75W	265(10.4")	437(17.2")	58(2.3")
100W	265(10.4")	437(17.2")	58(2.3")
150W	265(10.4")	437(17.2")	58(2.3")
200W	285(11.2")	483(18.2")	58(2.3")
240W	352(15.1")	532(20.9")	63(2.5")
300W	352(15.1")	532(20.9")	63(2.5")

Parameter

Model No.	GLPKB-75W	GLPKB-100W	GLPKB-150W	GLPKB-200W	GLPKB-240W	GLPKB-300W
Wattage	75W	100W	150W	200W	240W	300W
Luminous Efficacy	130lm/w	130lm/w	130lm/w	130lm/w	130lm/w	130lm/w
Lumens output	9750lm	13000lm	19500lm	26000lm	31200lm	39000lm
MF Equivalent	250W	300-400W	500W	600W	800W	1000W
Fixture Weight	4.2kg (9.2lb)	4.3kg (9.5lb)	4.4kg (9.7lb)	5.2kg (11.5lb)	6.8kg (15.0lb)	7.1kg (15.6lb)
LEDs QTY	96	128	184	272	304	384
LEDs Brand	(Philips) Lumileds SMD3030					
CCT	3000K, 4000K, 5000K, 5700K					
CRI	70+ or 80+					
Beam Angle	TYPE3, TYPE4, TYPE 5					
Input Voltage	100-277Vac or 277-480Vac					
Surge Protection	6KA / 10KA					
Function	1-10V dimming, Photocell, Motion Sensor Optional					
Power Factor	>0.95					
IP Rating	IP65 /Wet Location					
Working Temp.	-40° C ~ 50° C (-40° F~122° F)					
Storage Temp.	-40° C ~ 70° C (-40° F~158° F)					
Finish	Brown					
Lifespan(>70)	>100,000 Hours					
Warranty	5 Years warranty					
Certification	ETL, cETL, DLC Premium, CE, RoHs					

Order Information


Sample: GLPKB-C150W277-50K-X-T3-N-P

In Standard	Options (add as Suffix)
Brown Finish 130lm/w CRI>70 60cm cable	BK = Black Finish (MOQ>500pcs) GY = Grey Finish (MOQ>500pcs) Other customized

Accessories (order Separately)

If you order the lamp body without bracket, please order bracket separately

Model No:	PKB-A	PKB-B	PKB-B2	PKB-C	PKB-E	PKB-R
Description:	Slip Filter	Arm (square pole)	Arm (adjustable)	Trunnion	YOKE bracket	Round Pole Sheet (4, 5, 6 inch)
Picture:						



* Note: Round pole sheet PKB-R shall be used with PKB-B and PKB2 bracket together.

Lamp Body Shipping Information

ITEM	QTY/CTN	G. W.	CTN SIZE	Means(CBM)	QTY/20GP	QTY/40HQ
GLPKB-75W	1pcs	4.7kg	61*12.5*34.5cm	0.028	1000	2429
GLPKB-100W	1pcs	4.8kg	61*12.5*34.5cm	0.028	1000	2429
GLPKB-150W	1pcs	4.9kg	61*12.5*34.5cm	0.028	1000	2429
GLPKB-200W	1pcs	5.7kg	65.5*12.5*36.5cm	0.03	934	2267
GLPKB-240W	1pcs	7.2kg	71*14.5*43.5cm	0.044	647	1546
GLPKB-300W	1pcs	7.6kg	71*14.5*43.5cm	0.044	647	1546

Bracket Shipping Information

Bracket	QTY/CTN	G. W.	CTN SIZE	Means(CBM)	QTY/20GP	QTY/40HQ
A: Slip Filter	20pcs	27kg	65*36.5*24cm	0.063	8900	21600
B: Arm	20pcs	27kg	80*37.5*22cm	0.071	7900	19160
B2: Arm(adjustable)	20pcs	28kg	80*37.5*22cm	0.067	8360	20300
C: Trunnion	20pcs	25kg	65*36.5*24cm	0.061	9180	22300
E: YOKE Bracket	Pack with lamp body together					