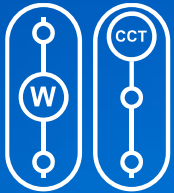


# PKC Eco

## LED Parking Lot Light

3-Power & 3-CCT Selectable



# Feature

- Patent Design, Power selectable for easy to make inventory reserve
- The performance-to-price ratio superelevation
- IP66 Wet Location
- High efficacy, 160lm/w , CRI>70
- SCP/OVP/OTP protection driver, Multi-Voltage 100-277/347Vac
- 6KV/6KV surge protection
- 0-10V Dim, Photocell, Microwave Sensor, Bluetooth Sensor optional
- 5 Years warranty



3-Power & 3-CCT Switchable optional

High efficacy 160-180lm/w




Visor Design For Better BUG

SCP/OVP/OTP protection driver,  
Multi-Voltage 100-277/347Vac  
6KV surge protection

## Function optional

### Solution ① Small Photocell at the side




### Solution ② ZHAGA Socket at front of lamp

Pre-install ZHAGA Socket on the lamp



Plus & Play different cover for different function





## Bracket Optional



A: Slip Fitter



B: Arm/Wall Mount



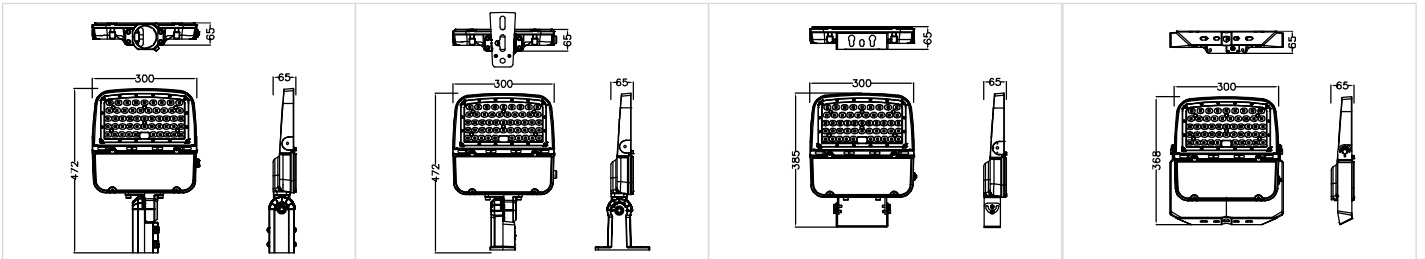
C: Trunnion



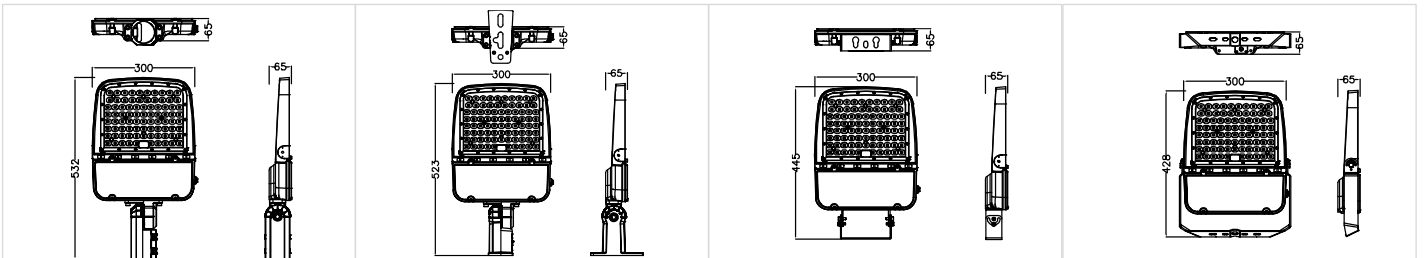
E: "U" Yoke Bracket

## Dimension

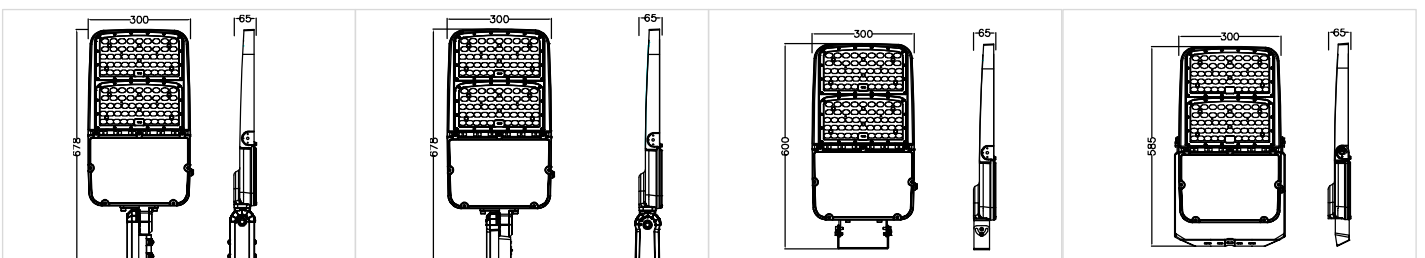
### • 150W-100W-75W



### • 240W-200W-150W

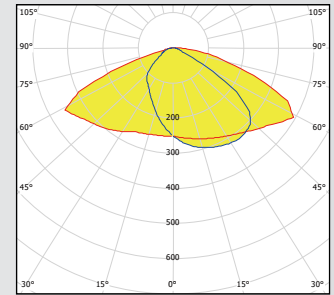
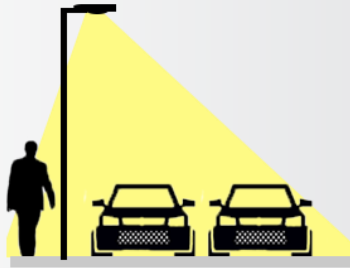
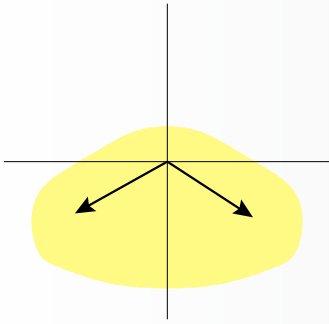


### • 300W-240W-200W

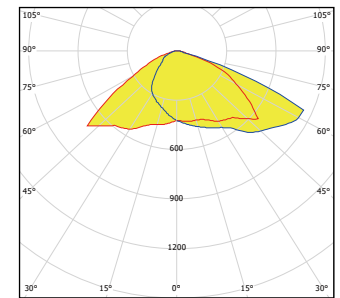
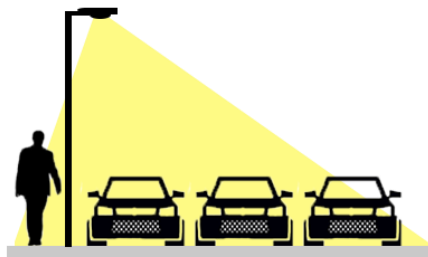
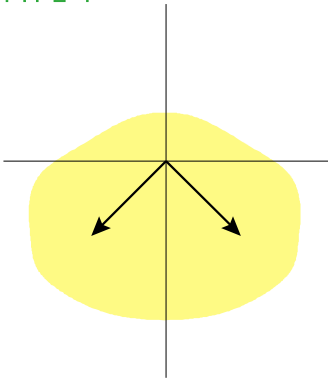


# Distribution Optional

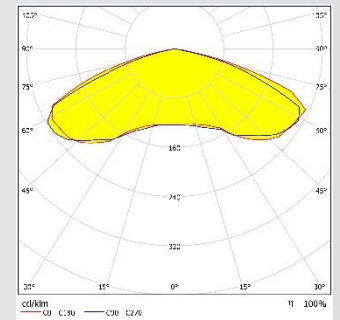
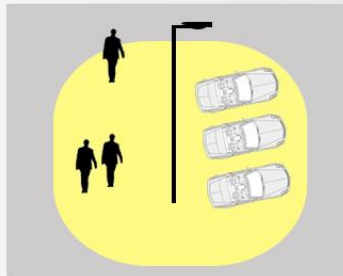
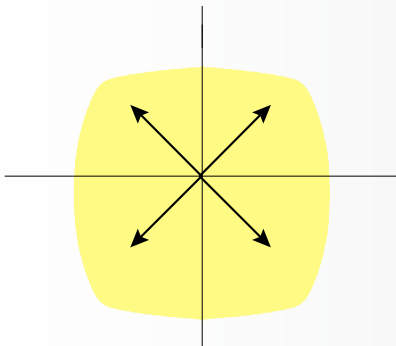
## ● TYPE 3



## ● TYPE 4



## ● TYPE 5



## Parameter

Model No.	PKC- 150W/100W/75W	PKC- 240W/200W/150W	PKC- 300W/240W/200W
<b>Wattage Switchable</b>	150W/100W/75W Switchable	240W/200W/150W Switchable	300W/240W/200W Switchable
<b>Luminous Efficacy</b>	180LPW@75W 175LPW@100W 160LPW@150W	180LPW@150W 175LPW@200W 165LPW@240W	180LPW@200W 175LPW@240W 160LPW@300W
<b>Lumens output</b>	13500lm@75W 17500lm@100W 24000lm@150W	28000lm@150W 35000lm@200W 40000lm@240W	36000lm@200W 42000lm@240W 48000lm@300W
<b>MF Equivalent</b>	300W-600W	800W-1000W	1000W-1500W
<b>Fixture Weight</b>	3.6kg(8.0lbs)	4.4kg(9.7lbs)	5.4kg(12lbs)
<b>LEDs QTY</b>	196	336	392
<b>LEDs Type</b>	SMD3030		
<b>CCT</b>	4000K, 5000K or 3-CCT Switchable		
<b>CRI</b>	70+		
<b>Beam Angle</b>	TYPE3, TYPE4, TYPE 5		
<b>Driver Brand</b>	BQ		
<b>Input Voltage</b>	100-277V/347Vac		
<b>Surge Protection</b>	6KV		
<b>Function</b>	1-10V Dimming, Photocell, Motion Sensor Optional		
<b>Power Factor</b>	>0.95		
<b>IP Rating</b>	IP66 /Wet Location		
<b>Working Temp.</b>	-40° C ~ 50° C (-40° F~122° F)		
<b>Storage Temp.</b>	-40° C ~ 70° C (-40° F~158° F)		
<b>Finish</b>	Dark Bronze		
<b>Lifespan(&gt;70)</b>	>100,000 Hours		
<b>Warranty</b>	5 Years warranty		
<b>Certification</b>	ETL, cETL, DLC5.1 Premium		

## Order Information

Sample: PKC-150W-50K-D

	-XXX	-Y	(X)
<b>Product Family</b>	<b>CCT</b>	<b>Dimmable</b>	<b>Brackets</b>
PKC-150W/100/75W	40K = 4000K	<b>D</b> = 1-10V Dim	<b>A</b> = Slip Filter
PKC-240W/200W/150W	50K = 5000K	<b>P</b> = Photocell	<b>B</b> = Arm Bracket
PKC-300W/240W/200W	3CK = 3CCT Selectable	<b>S</b> = Motion Sensor <b>B</b> = Bluetooth	<b>C</b> = Trunnion <b>D</b> = "U" YOKE Bracket

In Standard	Options (add as Suffix)
Dark Bronze Finish, 2FT length cable	<b>BK</b> = Black Finish (MOQ>200pcs)
100-277V/347V, 0-10V Dim	<b>WH</b> = White Finish (MOQ>200pcs)
T3 Distribution 160-180lm/w CRI>70	<b>T4</b> = T4 Distribution (MOQ>300pcs)
Photocell at side	<b>T5</b> = T5 Distribution (MOQ>300pcs)
	<b>Other customized</b>

## Bracket (order Separately)

If you order the lamp body without bracket, please order bracket separately

Model No:	PKC-A	PKC-B	PKC-C	PKC-E	PKC-R4 /R5 /R6
Description:	Slip Filter	Arm(adjustable)	Trunnion	YOKE bracket	Round Pole Sheet (4, 5, 6 inch)
Picture:					

\* Note: Round pole sheet PKC-Rx shall be used with PKC-B bracket together.

## Package Information(with Bracket Together )

ITEM	QTY/CTN	G. W.	CTN SIZE	Means(CBM)	QTY/20GP	QTY/40HQ
PKC-150/100/75W	3pcs	13.9kg	36.5*35*45cm	0.066	1200	2900
PKC-240/200/150W	3pcs	15.9kg	43*35*50cm	0.076	1050	2500
PKC-300/240/200W	3pcs	17.3kg	59.5*46*45cm	0.125	672	1560