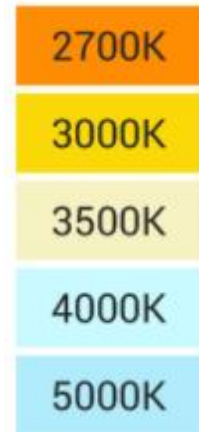


# 5CCT 4IN 9W **Wet Location** Round White Slim Panel Lights

YG Part #: LP4RD9W5CCT -WH/WL

2020-10 V3.0




## Color Changeable



---

## DIP Switch Color Changeable:



### 5 COLOR TEMPERATURE SELECTABLE

Adjust the suitable color temperature for its location easily



Features I:

# FATURES



Wattage 9W



Equivalent to 80W




Brightness 810 Lm

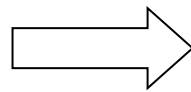


Dimmable 5%-100%





**BNI / BLK Color trims changeable:**




Simply fix your color trim to your recessed slim light and secure it with the clip

## Advantages:




Small Junction Box with Bigger Inner Size

Four Holes Junction Box for Wire Connections from different directions.



Our Junction Box can be well used to the small space with wooden in the middle, without any damage to the ceiling.



# ANTI-GLARE DESIGN

## Anti-Glare Circle For Recessed Panel Light



High Efficiency ,9W=80W  
Special Design ,Anti-glare  
Harmless to Eyes  
Not Feeling Dizzy

Common LED Lighting

Anti-Glare Circle LED Lighting



IC Rating



Dimmable



Energy Star



Intertek ETL



---

## Features

1. 4inch9W
2. With Junction box, compatible for North America's installation regulation requirement.
3. ETL Energy Star approved, 5 years warranty.
4. Triac dimmable.

## Notice:

1. Cutting off the electricity before installation.
2. Installation can only be done by qualified electrician.
3. Input voltage is AC120V 50/60Hz. Please kindly confirm the voltage before installation.
4. If the down lights can't work normally, please contact our customer service.
5. It will be out of warranty if damage is caused by personal mistake.

## Specification for Order Form

**YG Part #: LP4RD9W5CCT-WH/WL**

Item No.	Voltage	Watt	Lighting Color	CCT	Dimmable	Certificates
LP4RD9W5CCT-WH/WL	AC120V	9W	5CCT(2.7K/3K/3.5K/4K/5K All in one)	5CCT	YES	ETL Energy Star

## Application

1- Bathroom,office, factory, warehouse, parking lot; market, school, library, hospital, museum; home lighting;



**Bedroom**



**Living room**



**Corridor**

### Wide Applications



**Kitchen**



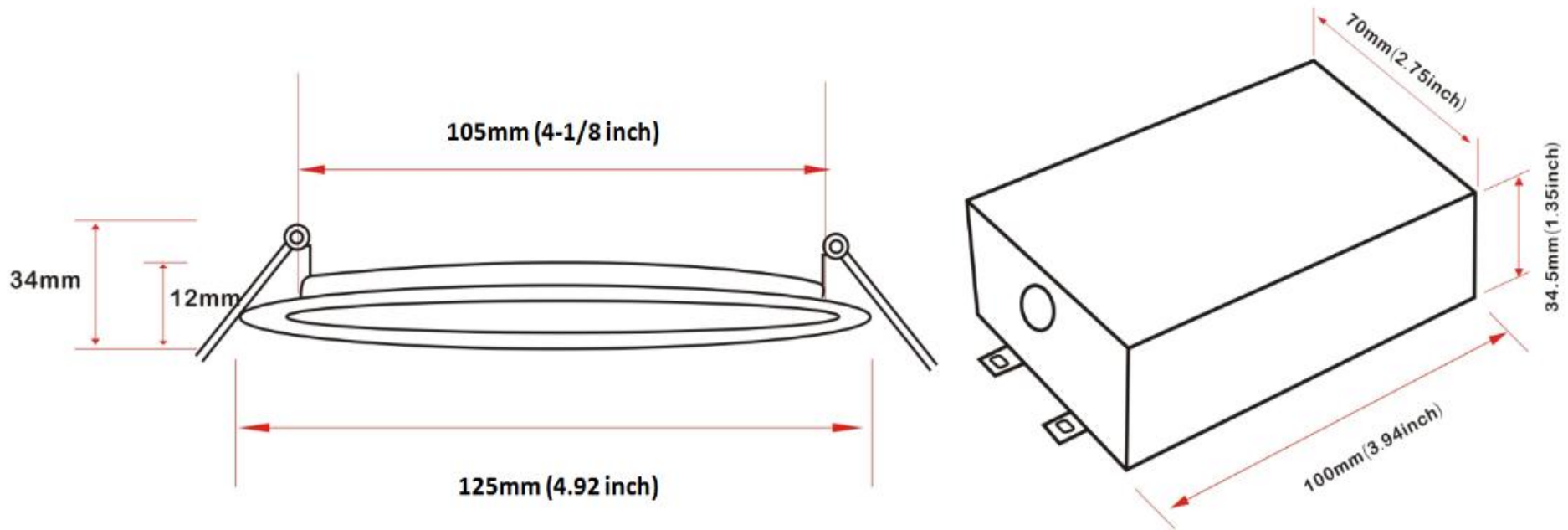
**Shower room**



**Office**



## Drawing



Type	Value
Outer Diameter	4.92 INCH
Cut Hole	4-1/8 INCH
Height (Panel)	0.47INCH
Height (Junction Box)	1.35INCH
Length (Junction Box)	3.94INCH
Width (Junction Box)	2.75INCH

---

## Parameters

Electrical Characteristics	
Input Voltage	120V AC 50~60Hz
Rated Power	9W
Replacement	9W=80W Halogen
Installation of LED Driver	External
Type of LED Driver	Constant current output
Power Factor	0.95~0.98
Operating Temperature	-10℃-40℃

Optical Characteristics	
LED Type	SMD2835
Brand of LED Chip	Taiwan Epistar
Lumen	810lm
Life Span Based on 3hrs/day	45years
CRI	>80
Beam Angle	180 degree
CCT	5CCT (2700K/3000K/3500K/4000K/5000K all in one)

Other	
Energy Level	A
Warranty	5 years
Working Hours	50,000hrs
IP range	IP54
Material	Aluminum housing with PMMA lampshade

---

## YG Dimmer List

### Lutron Brand:Leviton Brand:

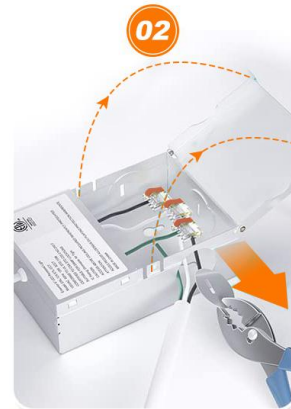
- CTCL-1533PHD-WH-C6681-732
- DV-600PR-WH-CIPSD6-722
- MA-LFQHW-WH-C
- MACL-153MH-WH-C
- TT-300H-WH-CSA
- MACL-153MRHW-WHC
- CT-600P
- SCL-153P
- CTCL-153P
- DVCL-153P
- MACL-153M
- S-600P

# Installation

## HOW TO INSTALL POT LIGHT



01 Cut a 108mm hole with cutting template



02 Open the junction box and remove the nut of port. Get the wire from the power source through the hole.




03 Connect the wires according to their colors.



04 Connect the junction box with the pot light.



05 Set the color temperature you like.



06 Put the junction box and pot light in the ceiling hole.

---

**Testing:**

**IP54 Wet Location Waterproof testing**



**Moisture-proof  
Wet location**

Can be used in  $-40^{\circ}$

